

Luminaire

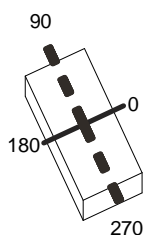
Code 0613010A
Name TALO PARETE ALOGENA BIANCO

Measurerm.

Code FTS0002220
Name TALO PARETE ALOGENA BIANCO

Efficiency	66.75%	Coordinate system	CG	Total Flux	2200.00 lm
Maximum value	118.40 cd/klm	Position	C=0.00 G=15.00	Double Symmetrical	
Rectangular Luminaire	Length 210 mm	Width	100 mm	Height	34 mm
Rectangular Luminous Area	Length 141 mm	Width	40 mm	Height	0 mm
Horizontal Luminous Area	0.005640 m2	Emitting area on Plane 180°	0.000000 m2		
Emitting area on Plane 0°	0.000000 m2	Emitting area on Plane 270°	0.000000 m2		
Emitting area on Plane 90°	0.000000 m2	Glare area at 76°	0.001364 m2		
Date	14-09-2002	Maximum Gamma Angle	180		
Measurement Distance	0.00	Measurement Flux	2200.00 lm		
H64696					
C.I.E.	48 81 96 52 67	D DIN 5040	C31		
F UTE	0.35 E + 0.32 T	B NBN	BZ 4		

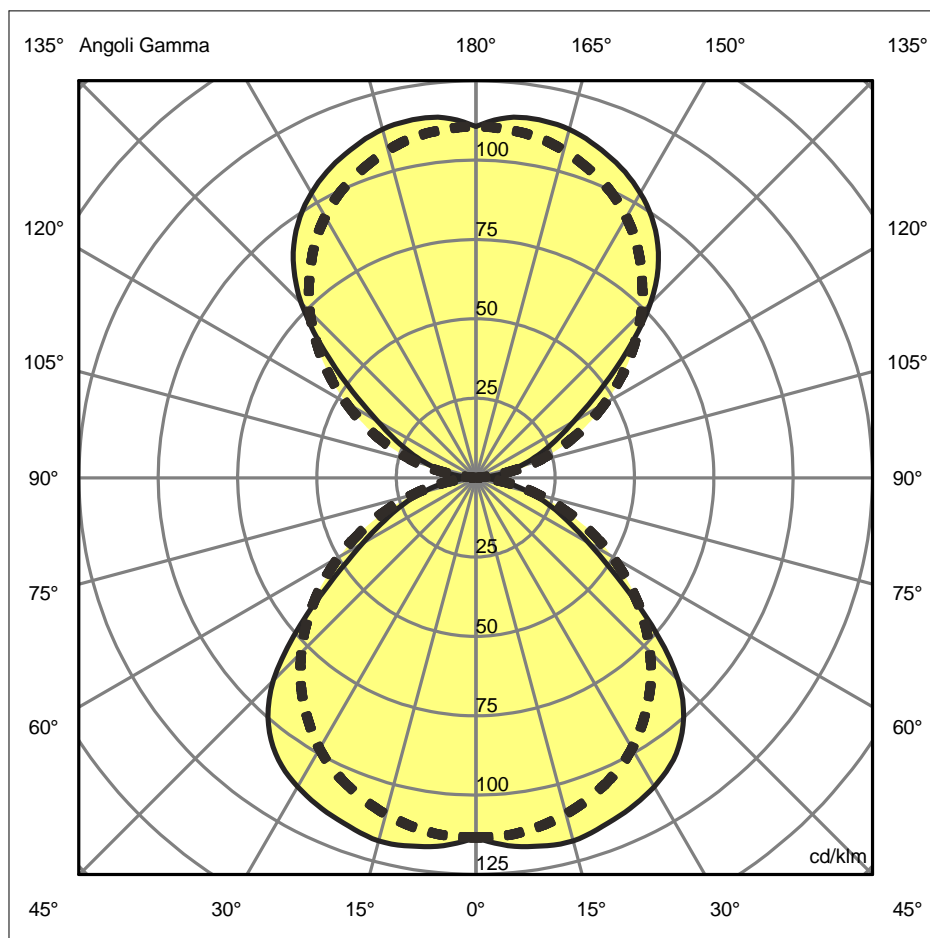
210mm x 100mm



Semipiani C

180.0 ——— 0.0
270.0 - - - - - 90.0

ULOR 31.94 %
DLOR 34.81 %
RN 47.85 %



Luminaire

Code 0613010A
Name TALO PARETE ALOGENA BIANCO

Measur.

Code FTS0002220
Name TALO PARETE ALOGENA BIANCO

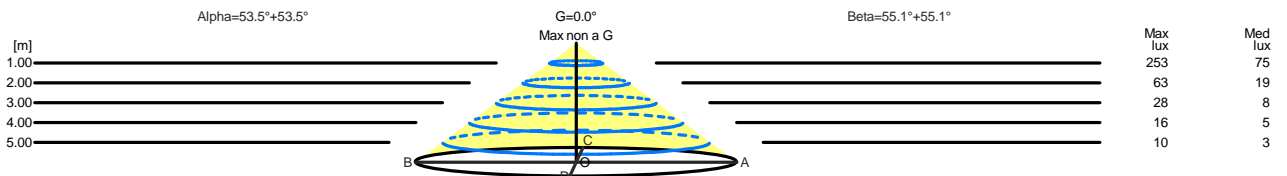
Efficiency	66.75%	Coordinate system	CG	Total Flux	2200.00 lm	
Maximum value	118.40 cd/klm	Position	C=0.00 G=15.00	Double Symmetrical		
Rectangular Luminaire	Length	210 mm	Width	100 mm	Height	34 mm
Rectangular Luminous Area	Length	141 mm	Width	40 mm	Height	0 mm
Horizontal Luminous Area	0.005640 m2	Emitting area on Plane 180°		0.000000 m2		
Emitting area on Plane 0°	0.000000 m2	Emitting area on Plane 270°		0.000000 m2		
Emitting area on Plane 90°	0.000000 m2	Glare area at 76°		0.001364 m2		
Date	14-09-2002	Maximum Gamma Angle	180			
Measurement Distance	0.00	Measurement Flux	2200.00 lm			
H64696						
C.I.E.	48 81 96 52 67	D DIN 5040	C31			
F UTE	0.35 E + 0.32 T	B NBN	BZ 4			

Width at 50.00 % of Max Intensity

H[m]	1.00	2.00	3.00	4.00	5.00	H[m]	1.00	2.00	3.00	4.00	5.00
OA	1.35	2.70	4.05	5.41	6.76	OC	1.43	2.86	4.30	5.73	7.16
OB	1.35	2.70	4.05	5.41	6.76	OD	1.43	2.86	4.30	5.73	7.16

Luminous Intensities [cd/klm]

	0	5	15	25	35	45	55	65	75	85
OA	249.24	255.84	260.47	252.82	238.59	198.33	119.19	69.77	37.95	10.76
OB	249.24	255.84	260.47	252.82	238.59	198.33	119.19	69.77	37.95	10.76
OC	249.24	248.89	241.48	227.06	203.44	170.89	130.58	87.18	44.13	8.23
OD	249.24	248.89	241.48	227.06	203.44	170.89	130.58	87.18	44.13	8.23



H[m]	D[m]	Max lux	Med lux	Alpha=53.5°+53.5°	G=0.0 Max non a G
1.00	2.70	253	75		
2.00	5.41	63	19		
3.00	8.11	28	8		
4.00	10.81	16	5		
5.00	13.51	10	3		

H[m]	D[m]	Max lux	Med lux	Beta=55.1°+55.1°	G=0.0 Max non a G
1.00	2.86	253	75		
2.00	5.73	63	19		
3.00	8.59	28	8		
4.00	11.45	16	5		
5.00	14.32	10	3		